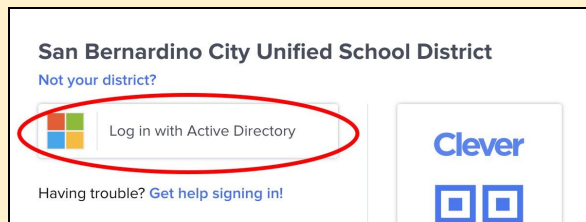


How Do Students Log in to Clever?

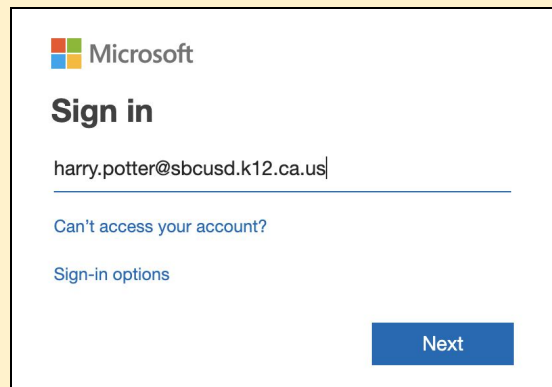
Want to access programs like itslearning, Discovery Education, and Typing Club? You can do it through the district's Clever Portal.

Read below to find out how.

In any browser, go to <https://clever.com/in/sbcusd/> and click the **Log in with Active Directory** button.



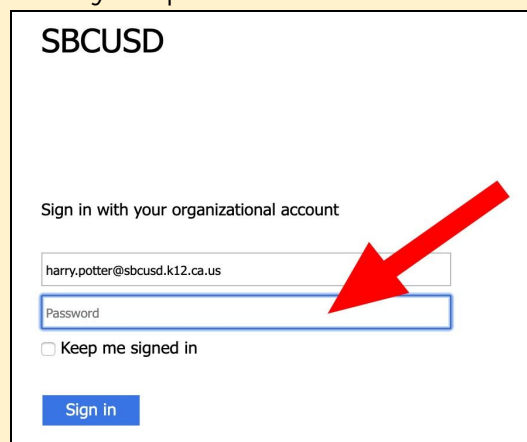
On the next screen, enter your complete district email address where prompted and click the **Next** button.



NOTE:

- The first part of your district email address is usually your last name (13 characters max) + first initial and middle initial (if one exists) + last four digits of your 6-digit student ID (e.g., SmithCJ1234).
- Your district email address ends with @sbcusd.k12.ca.us.

Enter your password where indicated and click the **Sign in** button.



NOTE: Enter the same password you use to log in to district email.